



Amar Shikshan Prasarak Sanstha, Mangrulpir Dist. Washim

**Shri Vasant Naik Arts & Amarsing Naik Commerce College,**

**Mangrulpir - 444403 Dist. Washim**


(Affiliated to Sant Gadge Baba Amravati University, Amravati)

Phon. No. 07253-260432

E-mail Id: - [vnancollegemangrulpir@gmail.com](mailto:vnancollegemangrulpir@gmail.com)

Fax No.07253-261222

Website: - [vnancollege.ac.in](http://vnancollege.ac.in)



## Metric No. 2.7.1

### Result and Analysis of Student Satisfaction Survey

#### Academic Year 2022-23

The college conducts A Student Satisfaction Survey every year. The college uses Google Forms facility for conducting this survey. Student Satisfaction Survey is conducted to know the levels of satisfaction of students towards teaching-learning activities, curricular and co-curricular activities undertaken along with extra-curricular activities.

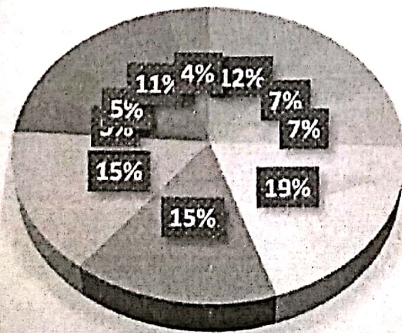
Student Satisfaction Survey also helps to know the expectations of students from the college. It also facilitates self assessment for college with the help of students feedbacks about physical facilities / amenities provided by the college. During the academic year 2022-23 Out of the all students, 129 were participated in the online survey. The results of the same are as follows:

#### 1. Total Number of Students participated in Students Satisfaction Survey - 129.

The class -wise representation of the students was as below:

Sr. No.	Class	Number of Students Participated in Survey	Percentage of students.
1.	B.A. 1 <sup>st</sup> Year	15	11.63%
2.	B.A. 2 <sup>nd</sup> Year	09	6.98%
3.	B.A. 3 <sup>rd</sup> Year	09	6.98%
4.	B.Com. 1 <sup>st</sup> Year	25	19.38%
5.	B.Com. 2 <sup>nd</sup> Year	20	15.50%
6.	B.Com. 3 <sup>rd</sup> Year	20	15.50%
7.	M.A. (Marathi) 1 <sup>st</sup> Year	06	4.65%
8.	M.A. (Marathi) 2 <sup>nd</sup> Year	06	4.65%
9.	M.Com.1 <sup>st</sup> Year	14	10.85%
10.	M.Com.2 <sup>nd</sup> Year	05	3.88%
	Total	129	100

**Total Number of Students participated in Students Satisfaction Survey (129 Students)**



- B.A. 1st Year
- B.A. 2nd Year
- B.A. 3rd Year
- B.Com. 1st Year
- B.Com. 2nd Year
- B.Com. 3rd Year
- M.A. (Marathi) 1st Year
- M.A. (Marathi) 2nd Year

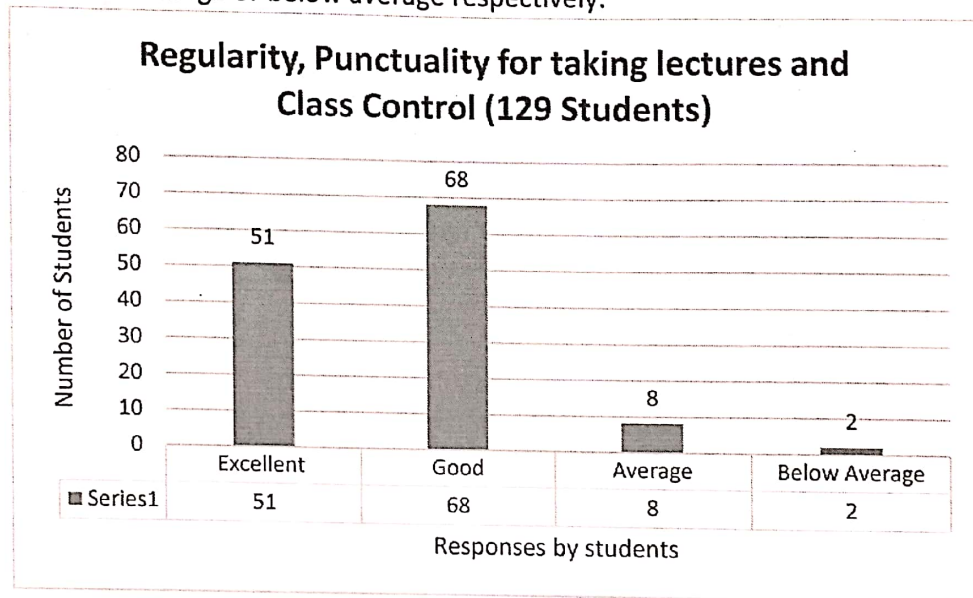




**2. Regularity, Punctuality for taking lectures and Class Control.**

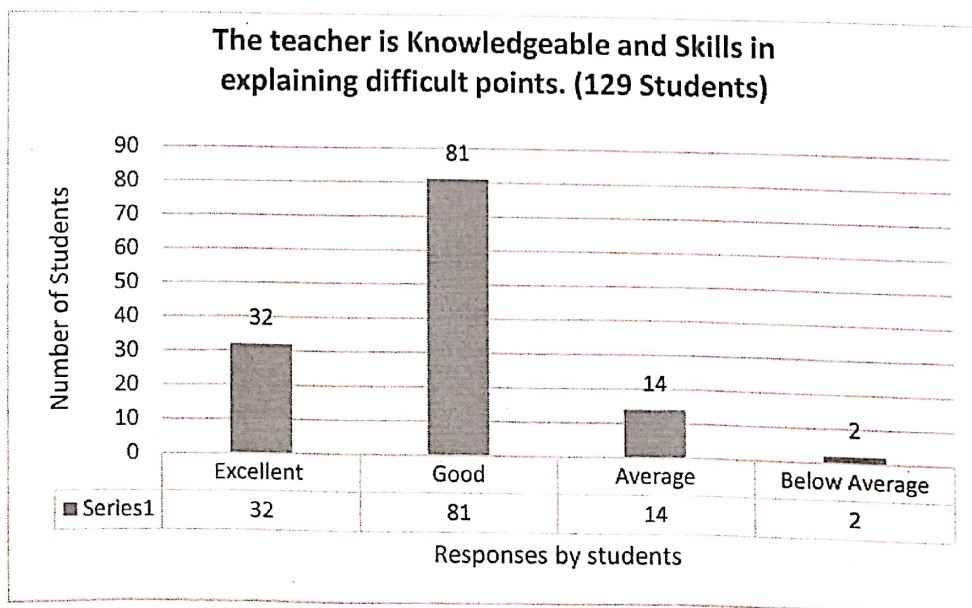
The institution always enforce teachers and students to conduct and to attend the lectures on proper time. The result of which can be seen in the feedback given by the student about regularity, punctuality for taking lectures and class control.

Out of total students 22.87% (51) says that regularity, punctuality for taking lectures and class control, is excellent. Whereas 30.49% (68) students said, it was good. Only 3.59% (8) and merely 0.90% (2) students have replied that the regularity and punctuality of teachers was average or below average respectively.



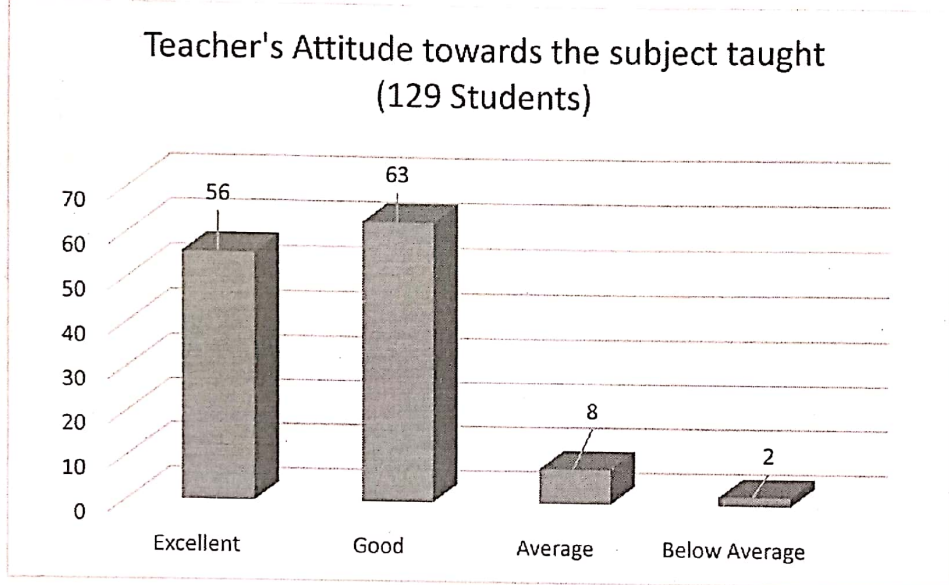
**3. The teacher is Knowledgeable and Skills in explaining difficult points.**

Students' responses says that the teachers of the college have adequate knowledge and skills to teach the subject as well as explaining the difficult points. Very few students replied that teachers' knowledge is below average. The institute is asking teachers to satisfy the students in academic activities as well as their problem solving.



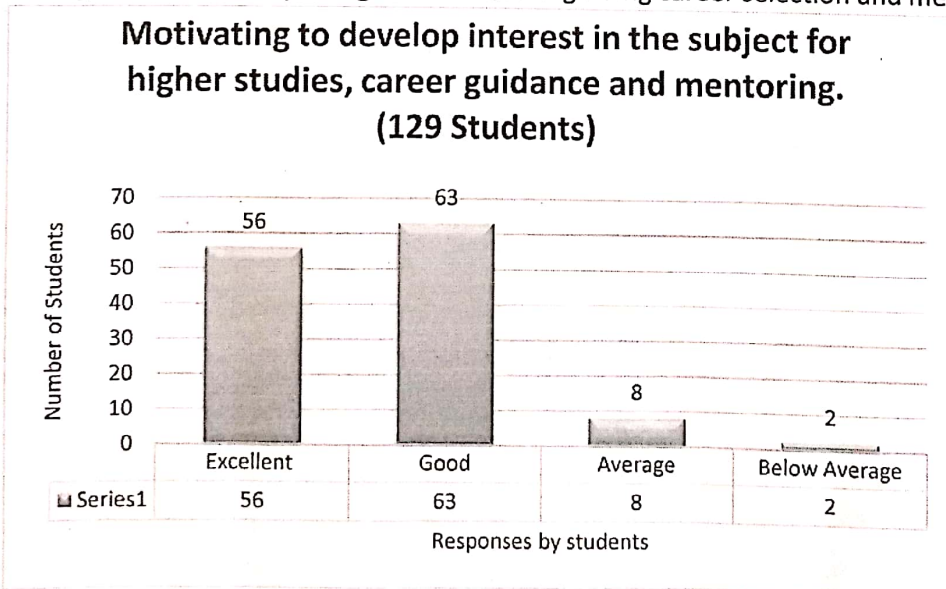
**4. Teacher's Attitude towards the subject taught and Cares about the students and to solve their difficulties**

As per the reply of teachers, Teachers has good attitude towards the subjects being taught. It is found that 43.41% (56) students, also replied that teachers are excellent to solve the difficulties and cares the students. 48.84% (63) students are of the same opinion with an answer as good. Only 1.55% (2) students are saying that their teacher's attitude is not good towards the subjects the taught.



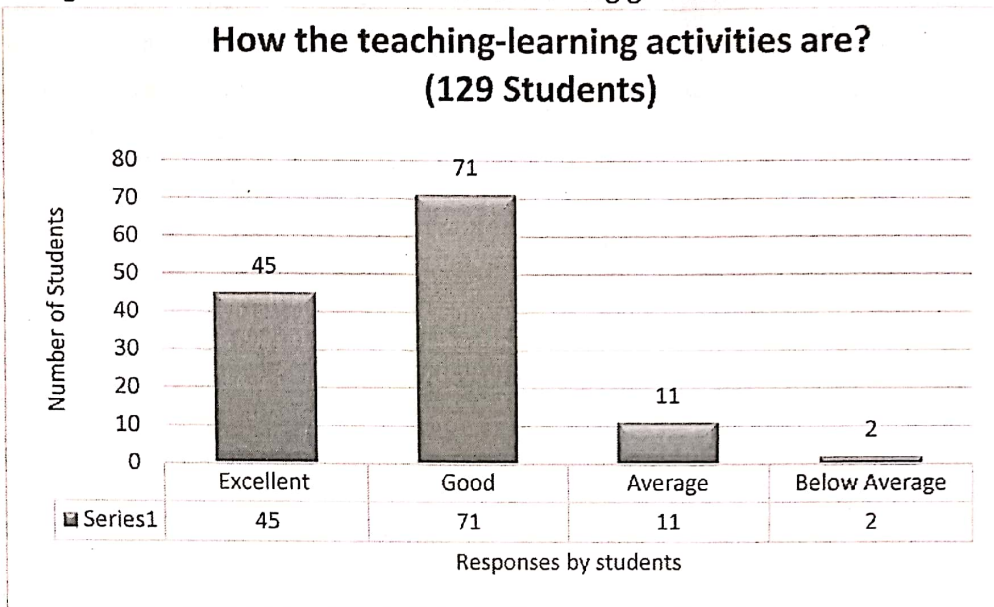
**5. Motivating to develop interest in the subject for higher studies, career guidance and mentoring.**

Teachers play an important role in developing the interest of students in the subjects towards higher studies. While replying to this questions 43.41% (56) and 48.84% (63) students respectively said that their teachers pare excellent and good at motivating them for higher studies. They also guide students regarding career selection and mentoring etc.



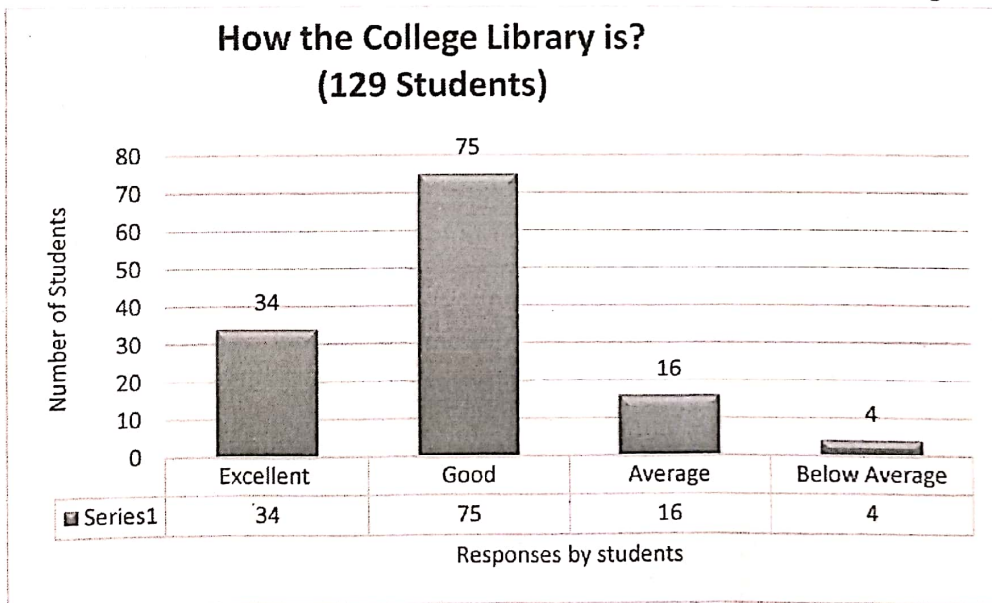
**6. How the teaching-learning activities are?**

According to 34.88% (45) students, teaching learning activities in the college are excellent. Beyond this 55.04% (71) students also say that, teaching learning activities are good in the college. So it can be said that teachers are taking good efforts.



**7. How the College Library is? And facilities provided in library along with books?**

Only 12.40% (16) and 3.10% (4) students have replied that the college library and facilities provided by library are average and below average respectively. On the other side 34 students (26.36%) have replied that the library facilities are excellent. Moreover 75 students (58.14%) told that library is good. The library administration and college administration will take efforts to provide better things to students through library.

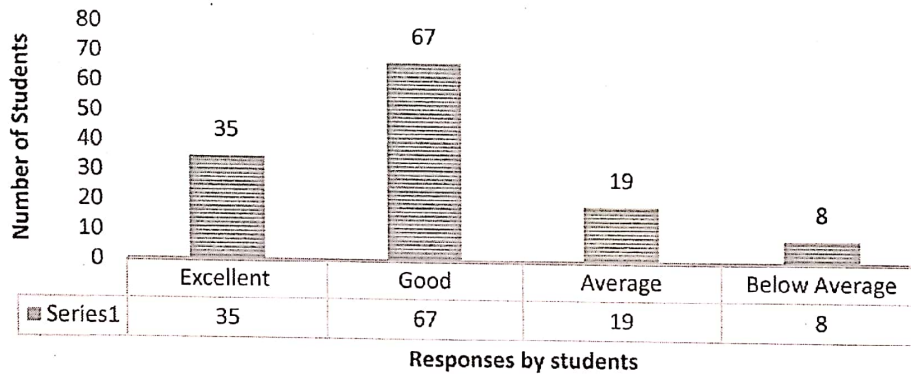


**8. Opinion about other facilities available in the College? i.e. Drinking Water, Toilets, Canteen, Parking etc.**

Only 6.20% (8) students are not satisfied with the other facilities available on the campus. Whereas 14.73% (19) students say that the facilities like drinking water, toilets, canteen and parking lots etc. are of average quality. But a majority of students say that these facilities are good and excellent on the campus of the institution.

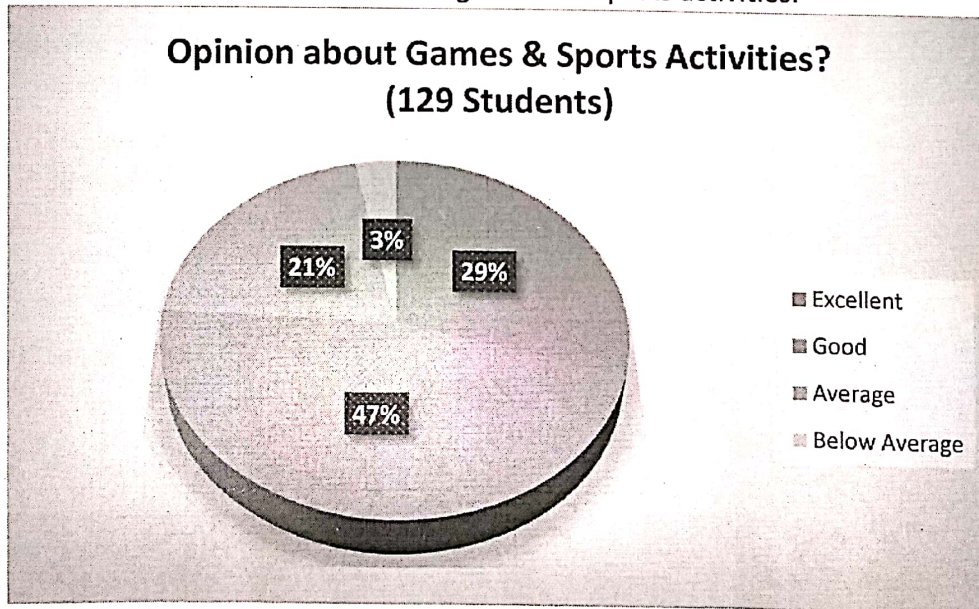


**OPINION ABOUT OTHER FACILITIES AVAILABLE IN THE COLLEGE? (129 STUDENTS)**



**9. Opinion about Games & Sports Activities?**

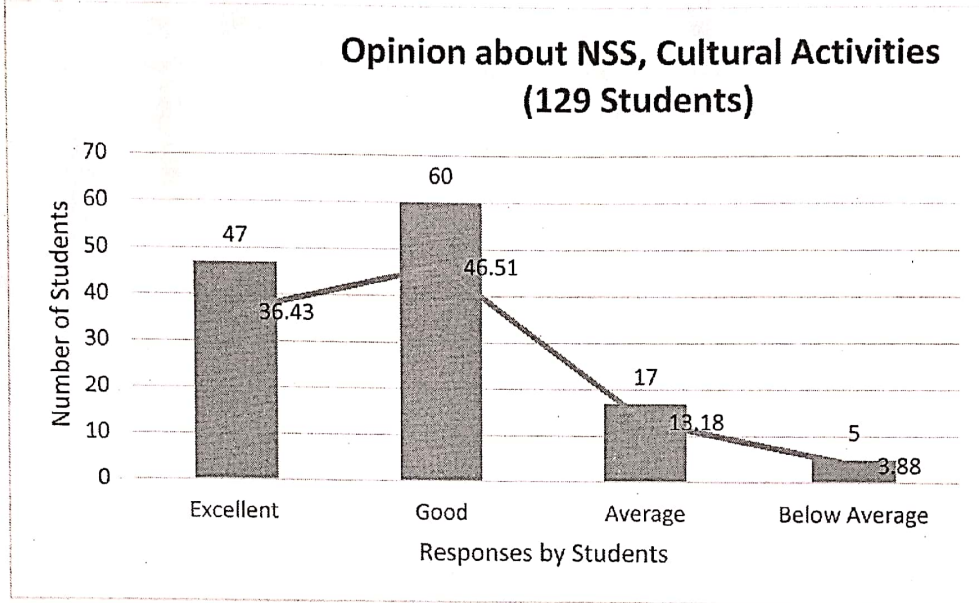
Students are also satisfied with the games and sports activities.





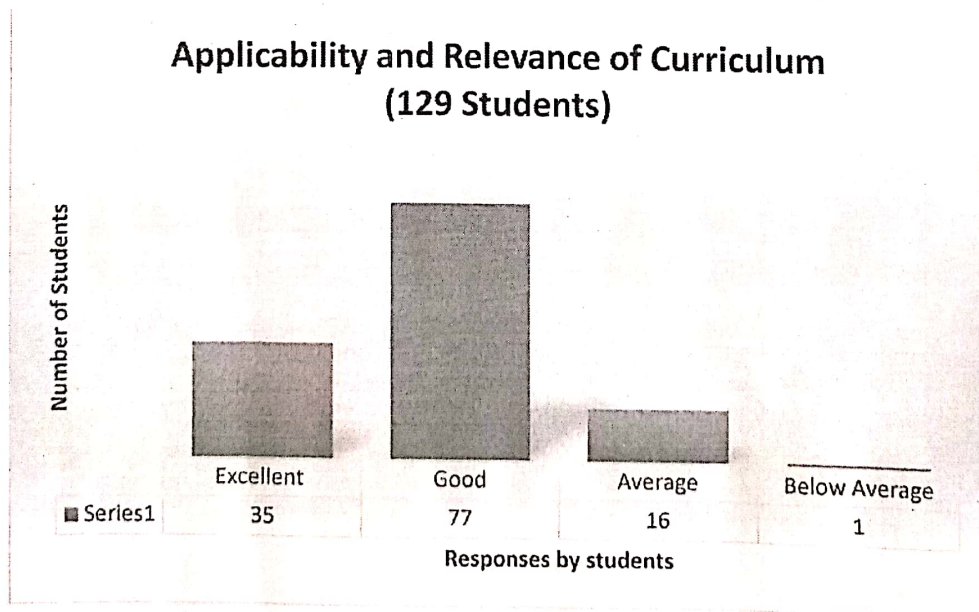
**10. Opinion about NSS, Cultural Activities and other Extra-Curricular Activities?**

Students are also satisfied with the NSS, Cultural Activities and other Extra-Curricular activities. 36.43% and 46.51% students are saying that these activities are good and excellent in the college.



**11. Applicability and relevance Curriculum / Syllabus to real life situations & local developmental needs?**

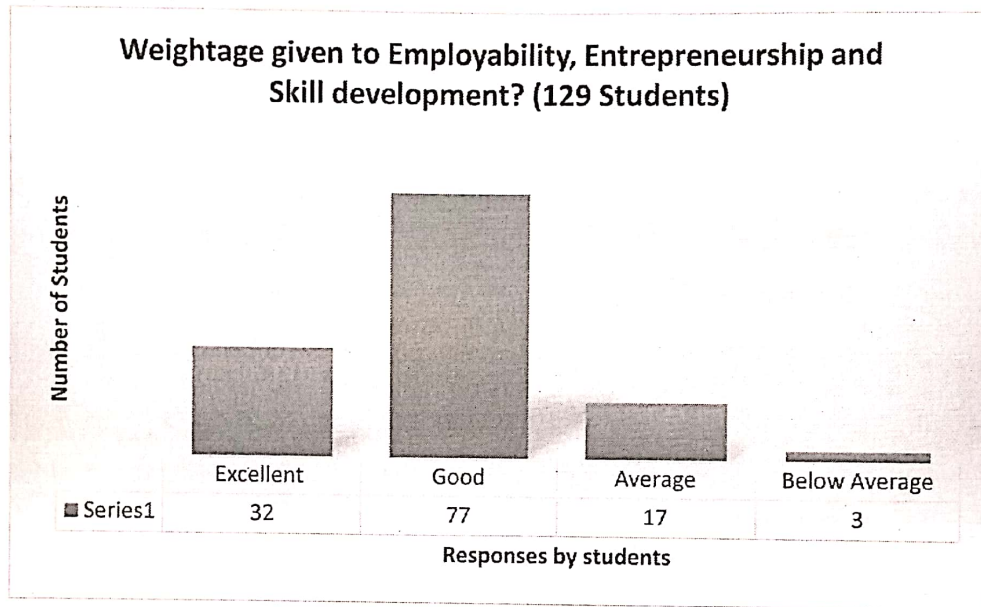
Applicability and relevance of curriculum / syllabus to real life situation & local developmental needs is also fair as per the reply of students. Out of total students 137 students i.e. 61.43% said that curriculum is useful towards real life situations.





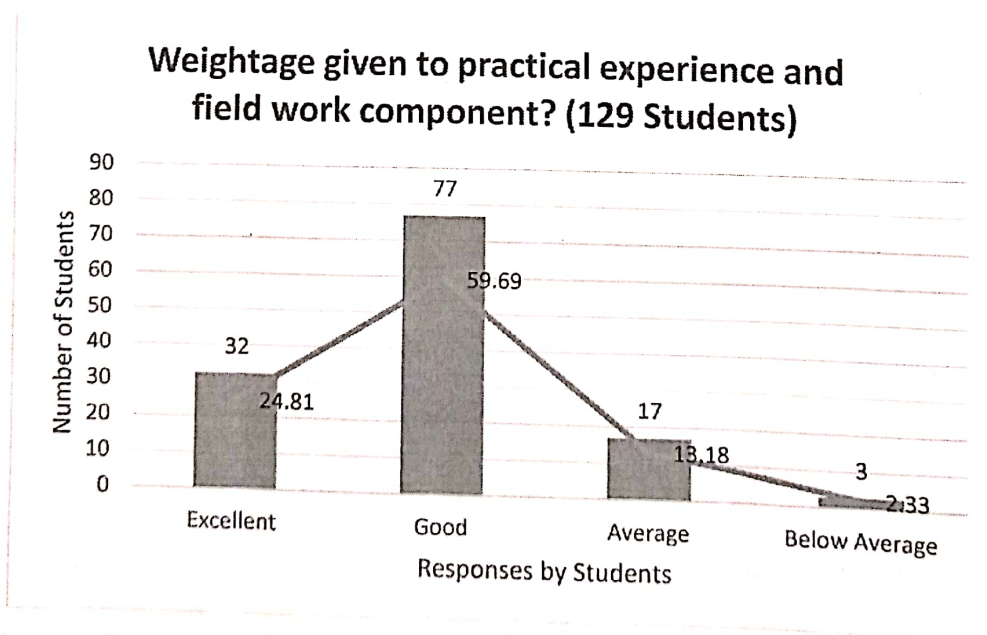
**12. Weightage given to Employability, Entrepreneurship and Skill development?**

The institution always organize skill development activities for students. It is also attempting to organize some activities related to employment and entrepreneurship. 59.69% (77) students as well as 24.81% (32) students admire that the college is doing good and excellent respectively in this area of work.

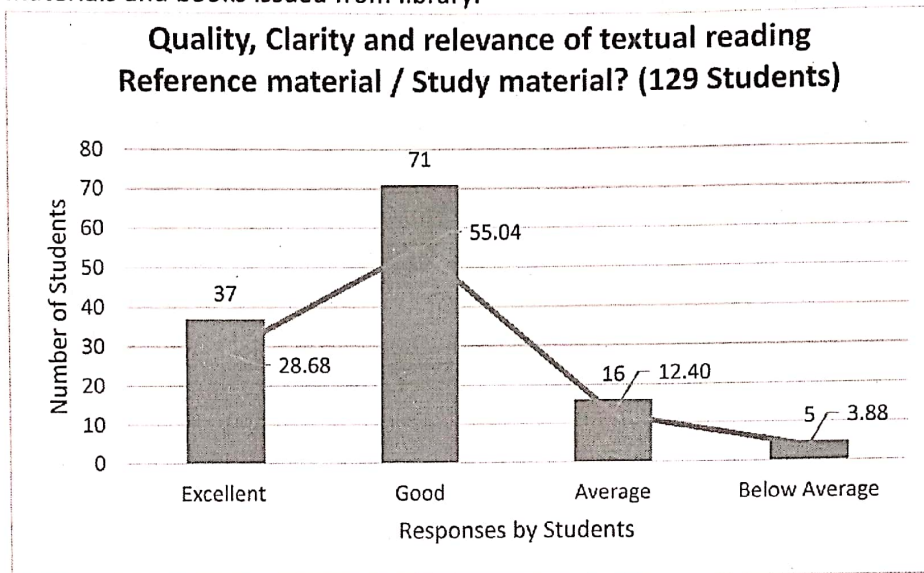


**13. Weightage given to practical experience and field work component?**

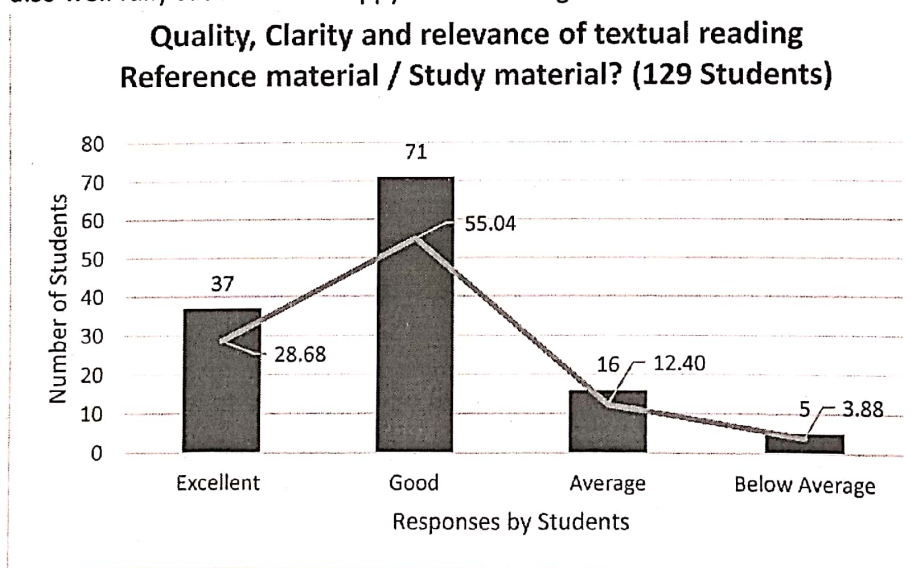
Field work, industrial visits and visits to historical places are regularly. Project Report activity is also undertaken for B.Com. Students regularly. So, students are satisfied with these activities.



**14. Quality, Clarity and relevance of textual reading / Reference material / Study material?**  
 Students are also satisfied on the textual reading material, reference material, study materials and books issued from library.



**15. Weightage given to Learning values (in terms of knowledge, concepts, manual skills, analytical abilities and broadening perspectives)**  
 Out of 129 respondent students, 71 (55.04%) students giving answer as 'good' are satisfied with the values taught to them. Whereas 37 (28.68%) students replied with 'excellent' are also well fully satisfied and happy with the things delivered to them.



**16. Valuable suggestion given by students:**

Following suggestions were made by the students of college.

1. Cultural and sports facilities are to be increased.
2. Information technology related facilities should be made available.
3. New books should be purchased for library and the number of issued books from library must be increased for students.
4. Lady teachers are to be appointed.
5. Number of skill development activities should be increased.

-X-X-X-X-X-X-X-X-X-X-X-X-X-X-X-X-



Date : 16.12.2023  
 Mangrulpir

*[Signature]*

**Principal**

Shri V.N. Arts & A.N. Commerce College,  
 Mangrulpir Dist. Washim



# Shri V. N. Arts & A. N. Commerce College, Mangrulpir Dist. Washim

Students Satisfaction Survey

Form to be filled by students.

-: Academic Year 2021-22 :-

\* Indicates required question

---

1. Email \*

---

विद्यार्थ्यांनी शिक्षक व अध्ययन कार्य याबद्दल प्रतिसाद नोंदविण्याचे प्रपत्र

महाविद्यालयातील शिक्षक, अध्ययन कार्य, अभ्यासक्रम याबाबत विद्यार्थ्यांचे मत जाणून घेण्याकरिता अंतर्गत गुणवत्ता हमी कक्षाद्वारे (IQAC) द्वारे तयार करण्यात आला आहे. विद्यार्थ्यांनी योग्य त्या पर्यायासमोर टिक करावे.

2. Name of the Student \*

---

3. Class \*

*Mark only one oval.*

- B.A. 1 Year
- B.A. 2 Year
- B.A. 3 Year
- B.Com. 1 Year
- B.Com. 2 Year
- B.Com. 3 Year
- M.Com. 1 Year
- M.Com. 2 Year
- M.A. Marathi 1 Year
- M.A. Marathi 2 Year

4. 1. Regularity, Punctuality for taking lectures and Class Control. \*

*Mark only one oval.*

- Excellent
- Good
- Average
- Below Average

5. 2. The teacher is Knowledgeable and Skills in explaining difficult points. \*

*Mark only one oval.*

- Excellent
- Good
- Average
- Below average

6. 3. Teacher's Attitude towards the subject taught and Cares about the students and to solve their difficulties \*

*Mark only one oval.*

- Excellent  
 Good  
 Average  
 Below Average

7. 4. Motivating to develop interest in the subject for higher studies, career guidance and mentoring. \*

*Mark only one oval.*

- Excellent  
 Good  
 Average  
 Below Average

विद्यार्थ्यांनी महाविद्यालयाबद्दल प्रतिसाद नोंदविण्याचे प्रपत्र

Feedback about College

8. 1. How the teaching-learning activities are? \*

*Mark only one oval.*

- Excellent  
 Good  
 Average  
 Below Average

9. 2. How the College Library is? and facilities provided in library along with books> \*

*Mark only one oval.*

- Excellent  
 Good  
 Average  
 Below Average

10. 3. Opinion about other facilities available in the College? i.e. Drinking Water, Toilets, Canteen, Parking etc. \*

*Mark only one oval.*

- Excellent  
 Good  
 Average  
 Below Average

11. 4. Opinion about Games & Sports Activities? \*

*Mark only one oval.*

- Excellent  
 Good  
 Average  
 Below Average

12. 5. Opinion about NSS, Cultural Activities and other Extra-Curricular Activities? \*

*Mark only one oval.*

- Excellent  
 Good  
 Average  
 Below Average

विद्यार्थ्यांनी अभ्यासक्रमाबद्दल प्रतिसाद नोंदविण्याचे प्रपत्र

Feedback About Curriculum / Syllabus

13. 1. Applicability and relevance Curriculum / Syllabus to real life situations & local developmental needs \*

*Mark only one oval.*

- Excellent  
 Good  
 Average  
 Below Average

14. 2. Weightage given to Employability, Entrepreneurship and Skill development? \*

*Mark only one oval.*

- Excellent  
 Good  
 Average  
 Below Average

15. 3. Weightage given to practical experience and field work component? \*

*Mark only one oval.*

- Excellent
- Good
- Average
- Below Average

16. 4. Quality, Clarity and relevance of textual reading / Reference material / Study material? \*

*Mark only one oval.*

- Excellent
- Good
- Average
- Below Average

17. 5. Weightage given to Learning values (in terms of knowledge, concepts, manual skills, analytical abilities and broadening perspectives) \*

*Mark only one oval.*

- Excellent
- Good
- Average
- Below Average

18. Please give your valuable suggestions here.

\*

कृपया आपल्या सूचना येथे नोंदवा.

---

---

---

---

---

---

This content is neither created nor endorsed by Google.

Google Forms